

Personal PA™ FM Listening System • Model PPA 375



Description:

The PPA 375 features the new T35 high performance transmitter: powerful microprocessor, sleek digital display, easy-to-use menu controls. The T35 configures itself to the appropriate setting, taking the guesswork out of complicated audio installation. Operating up to 1000 feet, the T35 is ideal for auditoriums, theaters or other large venues where excellent coverage area is essential. System includes four impact-resistant R35 single-channel receivers. The R35 receiver will operate up to 100 hours for long-lasting performance!


Applications:

- Churches • Schools • Auditoriums • Conference Rooms • Theaters

PPA T35 Transmitter:

Dimensions, Weight:	8.45" (21.5 cm) W x 8.18" (20.8 cm) D x 1.72" (4.4 cm) H, 3.1 lbs (1.4 kg)
Color:	Black with white legends
Rack Mount:	One EIA rack space high, 1/2 space wide 1-2 units can be mounted in a single rack space with optional RPK 005 (single) or RPK 006 (double) Rack Mount Kits
Power:	Wall mount Class II transformer (TFP 016) Input: 120 VAC, 60 Hz, 17 W Output: 24 VAC, 500 mA with 3-pin Molex® plug Approvals: UL, CSA listed
Temperature Range:	Operating: 0° C to 40° C (+32° F to +104° F) Storage: -20° C to 70° C (-4° F to +158° F)
Operating Freqs:	72.1-75.9 MHz, 10 wideband channels (selectable), 7 non-standard wideband channels (selectable) OR 72.025-75.975 MHz, 77 narrowband channels (selectable)
Frequency Accuracy:	±.005% stability, 0-50° C
Deviation:	Wideband: ± 75 kHz maximum. Narrowband: ± 5 kHz maximum.
Pre-Emphasis:	Wideband: 75 µsec. Narrowband: 300 µsec
RF Field Strength:	Does not exceed 80 mV/m at 3 m
Nominal Range:	Up to 1000 ft (304 m) Note: Maximum transmitter range is achieved using the ANT 005 coaxial antenna
Audio Proc. Functions:	Reduced or Normal Compressor Gain Compression Slope Control High Pass and Low Pass Filter Frequency control
Frequency Response:	22 – 16000 Hz, +1, -3 dB (adjustable)
Signal-to-Noise Ratio:	74 dB transmitted

T35 Front Panel:



*90 days on accessories.

NOTE: SPECIFICATIONS SUBJECT TO CHANGE WITHOUT NOTICE!

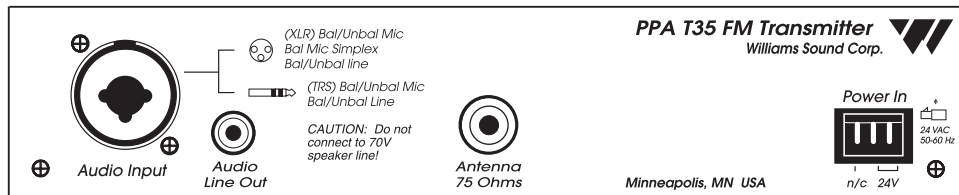
Personal PA™ FM Listening System • Model PPA 375



Personal PA™ FM Listening System • Model PPA 375

Audio Level Control:	Push-button audio level controls, adjustable to 0 to -50 dB
Audio Level Indicators:	10 LED array that reads +9 to -18 at 3 dB intervals
Power On Indicator:	Green LED indicates power on
Phones Output:	Mono signal, 1/4" TRS stereo jack, 67 mW, maximum in 50 ohms (adjustable 0 to -40 dB)
Audio Input:	Combination 3-pin XLR, 1/4" TRS jack
Line Output:	RCA jack, -10 dBV (.32 VRMS) output, impedance 100 Ω
LCD Menu Controls: (Push-Button Selection)	Applications Presets (Music, Voice, Hearing Assist) Bandwidth, Frequency, Audio Input Source (Microphone, Line, Simplex), High Pass Filter, Low Pass Filter, Compressor Slope, Compressor Gain, RF Output Power

T35 Rear Panel:



Input Levels (Bal or Unbal):	Nominal (1st Amber LED)	Maximum (Input Overload LED)	Absolute Maximum Ratings**
Microphone Simplex-Mic:	-60dBV (1 mV RMS)	-20 dBV (100 mV RMS)	+20dBV (10.0 V RMS)
Line:	-8dBV (400 mV RMS)	+16 dBV (6.3 V RMS)	+20 dB V (10.0 V RMS)
Simplex Mode:	12 volts simplex power (DIN 45596) on the 3-pin XLR connector		
RF "Off" Timer:	Turns off RF signal after 1 hour of no audio activity		
Common Mode Rejection:	> 57 dB @ 1 kHz, Mic or Line		
Total Harmonic Distortion:	< 0.25% @ -10 dB V audio line output, 1 kHz		
Approvals:	FCC, RoHS, WEEE		
Warranty:	5 years, parts and labor*		

**Note: Stresses above these ratings may cause permanent damage. Exposure for extended periods may degrade reliability.

*90 days on accessories.

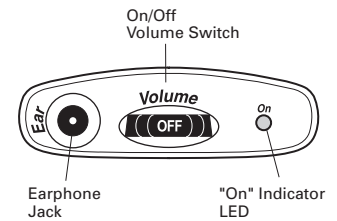
NOTE: SPECIFICATIONS SUBJECT TO CHANGE WITHOUT NOTICE!

Personal PA™ FM Listening System • Model PPA 375



PPA R35 Receiver:

Dimensions:	4.1" L x 2.85" W x 1.2" H (104.1 mm x 72.4 mm x 30.4 mm)
Weight:	4.5 oz (127 g)
Color:	Gray
Battery Type:	Two (2) AA non-rechargeable alkaline batteries (BAT 001), approx. 100 hours battery life, or Two (2) AA rechargeable NiMH batteries (BAT 026), 1600 mAh, approx 56 hours battery life
Current Consumption:	Nominal 40 mA
Operating Freq.:	Pre-tuned, adjustable, 72 MHz-76 MHz *
Intermediate Freq.:	75 kHz
FM Deviation:	75 kHz
De-Emphasis:	75 µS
LED Indicator:	Power: Green; Low Battery: Red
AFC Range:	± 120 kHz
Sensitivity:	2 µV at 12 dB Sinad with squelch defeated
Input Overload:	20 mV
Frequency Response:	100 – 15 kHz, ± 3 dB
Signal-to-Noise Ratio:	65 dB at 10 µV
Receive Antenna:	Integral with earphone/headphone cord
Audio Output:	35 mW, max. at 16 Ω
Output Connector:	3.5 mm mono phone jack
Earphone:	Earbud-type with foam cushion, 3.5 mm plug, 32 Ω
Notes:	The R35 Receiver can be field tuned to any of 17 wide-band channels using the PLT 005 Tuning Tool.
Approvals:	FCC, Industry Canada, RoHS, WEEE
Warranty:	Five years, parts and labor. 90 days on cords, earphones, headphones, batteries and other accessories



R35 Top



R35 Front

Note: *FCC rules limit the use of the 72–76 MHz band to hearing assistance.

*90 days on accessories.

NOTE: SPECIFICATIONS SUBJECT TO CHANGE WITHOUT NOTICE!

Personal PA™ FM Listening System • Model PPA 375



Bid Specs:

The PPA T35 transmitter shall be microprocessor controlled with push button configuration. It shall have an operating range of up to 1000 feet. It shall have 10 wideband and 7 non-standard wideband channels operating on 72.1–75.9 MHz. It shall have 77 narrowband channels operating on 72.025–75.975 MHz.

Front Panel:

The PPA T35 shall have a push button controlled LCD digital display. There shall be three pre-configured (selectable) application presets: Hearing Assist, Music and Voice. Configurations for Bandwidth, Frequency, Audio Input Source (Microphone, Line, Simplex), High Pass Filter, Low Pass Filter, Compressor Slope, Compressor Gain and RF Output Power shall be push button controlled. The audio level shall be adjustable by push button control. There shall be a 10 LED array showing +9 to -18 at 3dB intervals. The PPA T35 shall have a 1/4" phone jack with push button volume control. It shall have push button control for monitoring source audio or transmitted audio. It shall have an input overload indicator. It shall have an "on" indicator and power button.

Rear Panel:

The PPA T35 shall be powered by 24 VAC power supply via a 3-pin Molex® connector. It shall have a 75 ohm F-connector antenna. It shall have an ANT 025 whip antenna on the top panel directly connected to the circuit board. The transmitter shall have an RCA line output jack. It shall have a combination 1/4" phone/XLR audio input jack. It shall have an RF "Off" timer that turns off RF signal after 1 hour of no audio activity.

The PPA T35 shall have FCC, RoHS, and WEEE approval and be powered by UL and CSA power supply. It shall have a 5-year parts and labor warranty. It shall be compatible with Williams Sound FM equipment operating on 72-76 MHz. The transmitter shall be a Williams Sound Corp. model number PPA T35.

PPA R35 Receiver:

The R35 receiver shall be encased in a gray, PC/ABS impact-resistant plastic with a hinged door for battery installation. The receiver shall be a body-pack type and include a detachable belt-clip for hands-free operation. The receiver shall have a 3.5 mm mono phone jack and accommodate low-impedance mono earphones, headphones, neckloops, and telecoil couplers. The receiver shall have a combination volume control and power on/off rotator dial, and a green LED power "on" indicator. The LED power "on" indicator shall illuminate red to indicate low battery power. There shall be a screwdriver adjustable tuning pot accessible through the battery door. There shall be a slide selection switch located through the battery door for choosing Alkaline or NiMH battery operation. There shall be drop-in charger contacts on the bottom of the receiver unit. The receiver shall be pre-tuned to one of 17 available channels from 72-76 MHz and field adjustable by internal tuning coil. The receiver shall operate up to approx. 100 hours when using 1.5 V AA Alkaline batteries, and shall operate up to approx. 50 hours when using 1.5 V NiMH rechargeable AA batteries.

The receiver shall receive FM signals in the 72-76 MHz audio assistance band with 75 μ S de-emphasis. The receiver shall provide a maximum output of 35 mW at 16 Ohms with an earbud-type earphone. The system's electrical frequency response shall be 100 Hz to 15 kHz, \pm 3 dB and the signal-to-noise ratio shall be 65 dB at 10 μ V. The receiver shall have a sensitivity of 2 μ V at 12 dB Sinad.

The receiver shall have FCC, Industry Canada approvals, and be compliant with RoHS and WEEE regulations. The receiver shall be covered by a five years parts and labor warranty, excluding earphones, headphones, batteries and chargers. The receiver model shall be the Williams Sound Corp. model PPA R35.

*90 days on accessories.

NOTE: SPECIFICATIONS SUBJECT TO CHANGE WITHOUT NOTICE!

Personal PA™ FM Listening System • Model PPA 375



Personal PA™ FM Listening System • Model PPA 375

Contact:

United States

Williams Sound Corp.
10321 W. 70th Street
Eden Prairie, MN 55344
Phone: 800-328-6190 or 952-943-2252
Fax: 952-943-2174
Web: www.williamssound.com
Email: info@williamssound.com

Canada

Thorvin Electronics
2861 Sherwood Heights Dr. Units 36-37
Oakville, ON L6J-7K1 Canada
Phone: 800-323-6634 or 905-829-3040
Fax: 905-829-4196
Web: www.thorvinelectronics.com

South America

DPTEch
SIA Trecho 3/4 Lote 335 2°. Andar
71200-030 Brasília, DF
BRAZIL
Phone: (5561) 361-1384
Fax: (5561) 361-0948
Web: www.dptech.com.br
Email: ws@dptech.com.br

Asia, Europe, Latin America, Mexico

International Sales Department
Williams Sound Corp.
10321 W. 70th Street
Eden Prairie, MN 55344 USA
Phone: +1 952 224 7791
Fax: +1 952 943 2174
Email: info@williamssound.com
Web: www.williamssound.com

NOTE: SPECIFICATIONS SUBJECT TO CHANGE WITHOUT NOTICE!