

SPECIFICATION DATA

Churches • Schools • Auditoriums • Conference Rooms • Theaters

FM 457 All Versions

Large Area FM Assistive Listening Systems



Features the cutting-edge PPA T45 transmitter, multiple digital audio input options, and an OLED display with easy-to-manage menu navigation. Features three powerful microprocessors and the same high-quality audio and RF performance you've come to expect from Williams Sound. With an operating range of up to 1000 feet, it's ideal for large venues where superior coverage is essential. This complete turnkey solution includes four PPA R37 receivers, each featuring seek-button channel selection with access to 17 pre-set wideband frequencies between 72-76 MHz.

FM 457 NET D PRO System includes:

- (1) PPA T45 NET D Transmitter
- (4) PPA R37N Receivers
- (4) EAR 022 Surround Earphones
- (2) NKL 001 Neckloops
- (2) BAT KT6 Dual Drop-in charger Kits,
each including (4) BAT 026-2 AA Rechargeable Batteries
- (1) ANT 005 Coaxial Antenna
- (1) ANT 025 Whip Antenna
- (1) IDP 008 Wall Plaque
- (1) RPK 005 Rack Panel Kit
- (1) TFP 048 Power Supply
- (1) WCA 013 Audio Cable
- Network Control
- Dante Input

FM 457 NET D System includes:

Same as FM 457 NET D PRO except:

- No ANT 005 Coaxial Antenna
- No BAT KT6 Charger Kit
- No RPK 005 Rack Panel Kit

FM 457 PRO System includes:

Same as FM 457 NET D PRO except:

- No Network Control or Dante

FM 457 System includes:

Same as FM 457 NET D PRO except:

- No BAT KT6 Charger Kit
- No ANT 005 Coaxial Antenna
- No RPK 005 Rack Panel Kit
- No Network Control or Dante

12 or 24 Receiver Versions:

Systems are available with additional receivers.

These systems come with:

- (12 or 24) EAR 022 Surround Earphones
- (3 or 6) NKL 001 Neckloops

FM 457-12/24 include:

- (12 or 24) BAT 001-2 AA Alkaline Batteries

PRO (or higher) systems include:

- (1 or 2) CHG 3512 12-bay Charger
- (12 or 24) BAT 026-2 AA NiMH Rechargeable Batteries.
- (1) ANT 005 Coaxial Antenna
- (1) RPK 005 Rack Panel Kit

FM Listening System

PPA T45 NET and PPA T45 Transmitters

Dimensions	8.45" W x 8.25" D x 1.72"H (21.5 cm x 21 cm x 4.4 cm)
Weight	Transmitter: 3.0 lbs (1.36 kg)
	Shipping Weight: 4.50 lbs (2.04 kg) (Transmitter, Power Supply, Antenna and packaging)
Color	Black/Silver with black legends on the front, white legends on the back
Rack Mount	Standard 19" Rack, one EIA rack space high, 1/2 space wide 1–2 units can be mounted in a single rack space with optional RPK 005 (single) or RPK 006 (double) Rack Mount Kits
Power Supply	Desktop Style Transformer (TFP 048)
	Input: 100-240 VAC, 50/60 Hz. IEC Line Cord
	Output: 24 VDC, 750 mA, 18W. 2.5mm ID center positive barrel connector
	Approvals: UL, CUL, Energy Star V, CSA listed
Power ON Indicator	Push On/Push Off latching power button, backlit green indicates power ON, backlight off indicates power OFF, fading from bright to dark indicates Sleep Mode*
Temperature Range	Operating: +32° F to +104° F (0° C to 40° C)
	Storage: -4° F to +158° F (-20° C to 70° C)
Menu Settings	Audio Presets (Music, Voice, Hearing Assist, Custom), Frequency/Channel selection, Frequency/Channel mode, Audio Input Source (Microphone, Line, Phantom, Digital AES/EB, Digital S/PDIF), High Pass Filter, Low Pass Filter, Compression, RF Output Power, Screen Saver Delay, Test Tone (400 Hz), Headphone Volume, Headphone Source
RF Section	
Operating Frequencies	72.1-75.9 MHz , 17 wideband channels (selectable)
Frequency Accuracy	± 2 ppm stability, 0-50° C
Deviation	± 75 kHz maximum
Pre-Emphasis	75 µsec
RF Field Strength	Does not exceed 80 mV/m at 3 m
Compatible Antennas	ANT 005, ANT 021, ANT 024, or ANT 025
Transmission Range	Up to 1000 ft (304 m) with ANT 005 coaxial antenna mounted on rear chassis connector
*RF Time-out (Sleep Mode)	Menu selectable - 30 Min, 4 Hours, or Always On; timer starts when audio is below the -21dB VU level and no buttons are pressed
RF Power	Menu selectable - Full, Medium, Low, Off
RF Outputs	(1x) #10-32 stud connector in center of unit (pcb mounted)
	(1x) F-connector on rear chassis
RF Transmit Indicator	1 Green LED, indicates RF "On Air"
Audio Section	
Audio Processor Functions	DSP based; Compression: 1:1, 1.5:1 or 2:1; High Pass and Low Pass Filter Frequency control
Frequency Response	31 – 16000 Hz, ±3 dB ("Music" Audio Preset)
Signal-to-Noise Ratio	≥74 dB Transmitted RF
Total Harmonic Distortion	Less than 0.25% @ 1 kHz (RF output)
Common Mode Rejection	>57 dB @ 1 kHz, Mic or Line

NOTE: SPECIFICATIONS SUBJECT TO CHANGE WITHOUT NOTICE.

FM Listening System

PPA T45 NET & PPA T45 Transmitters

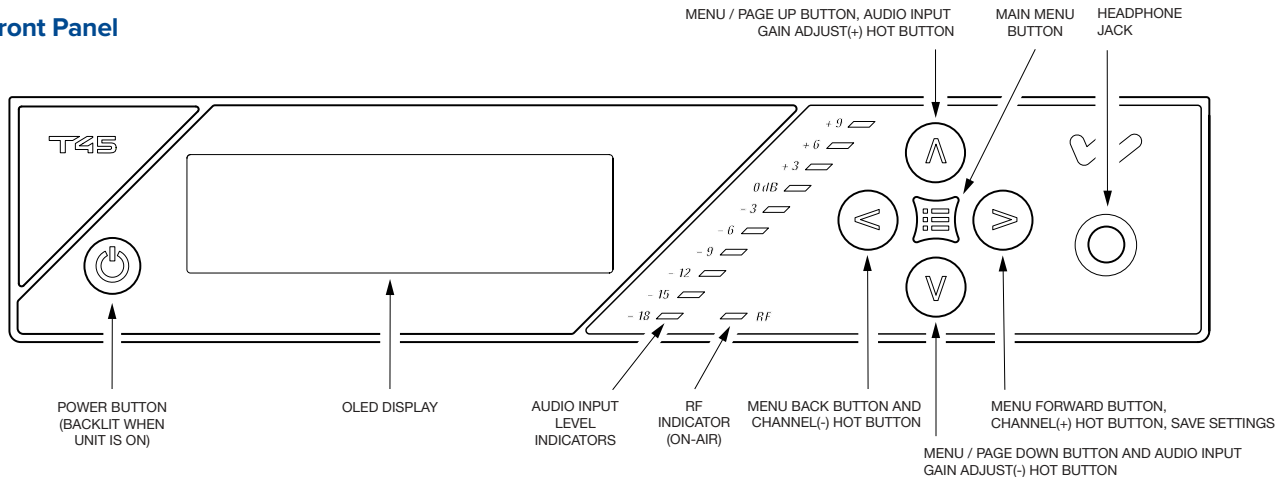
Audio Inputs	(1x) Combination 3-pin XLR, 1/4" (TRS) jack for Mic or Line Level Analog Audio, Balanced or Unbalanced Line Level, or Microphone with Selectable Phantom Power (1x) XLR for Digital Audio, AES3/EBU, supported sample rates 44.1 kHz and 48 kHz (1x) RCA for Digital Audio, S/PDIF, supported sample rates 44.1 kHz and 48 kHz Optional Dante™ RJ-45
Audio Input Gain Adjust	In menu, adjustable to 0 to -50 dB, in 1dB steps
Phantom Power	14.4 VDC applied through 2.2 kΩ resistors to analog combo jack: Pin 2 and Pin 3 on XLR jack, or tip and ring on 1/4" TRS jack
Audio Level Indicators	10-LED array that reads -18 to +9 dB at 3 dB intervals. 7 Green, 2 Amber, and 1 red LED. Green LEDs indicate normal operating audio level peaks, Amber LEDs indicate close to overload peaks, Red LED indicates overload peaks

Input Levels (Bal or Unbal) (at Audio Input Gain = 0dB)	Nominal (1st Amber LED)	Overload Warning (Displayed on Screen)	Absolute Maximum Ratings**
Microphone	-55 dBV (1.7 mV RMS)	-15 dBV (180 mV RMS)	+20dBV (10.0 V RMS)
Line	-25 dBV (55 mV RMS)	+16 dBV (6.3 V RMS)	+20 dBV (10.0 V RMS)

Headphone Output	1/4" TRS stereo jack, mono signal, 15.7 mW, maximum in 33 Ω (level adjustable in menu 0 to -40 dB in 2 dB steps)
Line Output	RCA jack (black), -10 dBV (.32 VRMS); Output impedance 100 Ω
Ethernet	RJ-45 on back of unit (FM T45 NET only) supports CAT5e cable lengths up to 328 feet (100 meters); 10/100 Base-T IEEE 802.3 compliant, unique MAC address
Approvals	FCC, RoHS2, WEEE, Industry Canada
Warranty	Lifetime PLUS Limited Warranty (90 Days on most accessories)

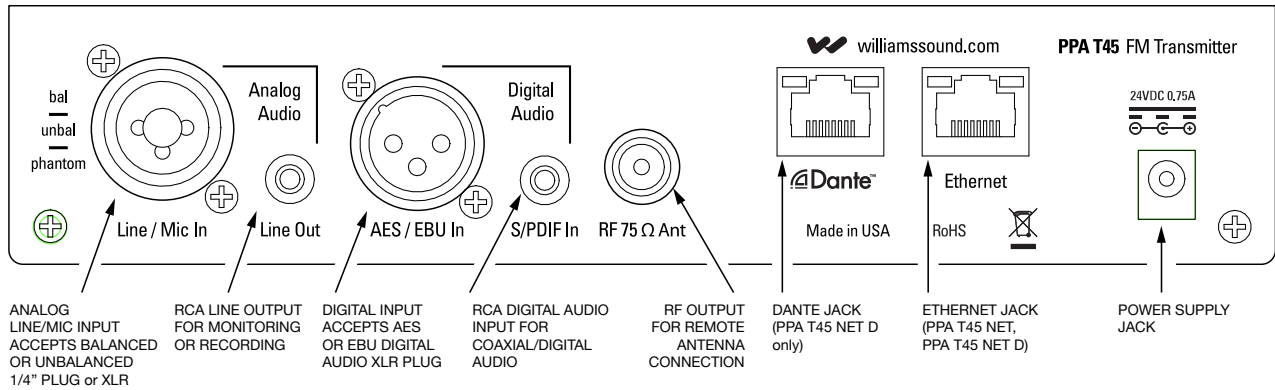
NOTE: SPECIFICATIONS SUBJECT TO CHANGE WITHOUT NOTICE.

T45 Front Panel

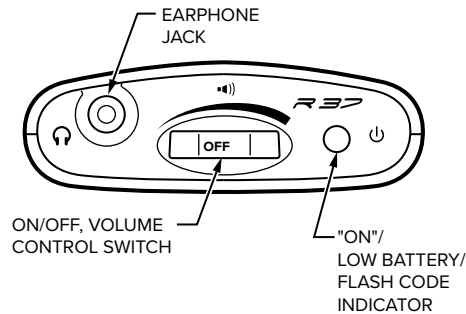


FM Listening System

T45 Rear Panel



PPA R37 Receiver:



Dimensions:	4.1" L x 2.85" W x 1.38" D (104 mm x 72 mm x 35 mm)
Weight:	4.6 oz (130 g) with batteries, 2.6 oz w/o batteries (73g)
Color:	Black
Battery Type:	Two (2) AA non-rechargeable alkaline batteries (BAT 001), approx. 48 hours battery life, or Two (2) AA rechargeable NiMH batteries (BAT 026), 1600 mAh, approx 30 hours battery life
Current Consumption:	Nominal 52 mA
Operating Freq.:	17 channels: 72.1, 72.2, 72.3, 72.4, 72.5, 72.6, 72.7, 72.8, 72.9, 74.7, 75.3, 75.4, 75.5, 75.6, 75.7, 75.8 or 75.9 MHz*.
FM Deviation:	+75 kHz
De-Emphasis:	75 μS
LED Indicator:	Power: Bright Green. Low Battery: Flashes.
Sensitivity:	2 μV at 12 dB SINAD with squelch defeated
Input Overload:	100 mV
Frequency Response:	200 Hz to 15 kHz, ± 3 dB
Signal-to-Noise Ratio:	65 dB at 100 μV
Receiver Antenna:	Integral with earphone/headphone cord
Audio Output:	35 mW, max. 16 ohm load
Output Connector:	3.5 mm stereo phone jack, accepts either stereo or mono plug
Approvals:	FCC, Industrie Canada, RoHS, WEEE
Warranty:	Lifetime PLUS Limited Warranty, 90 Days on most accessories.

This device complies to "RSS-Gen Issue 2 June 2007" for Industry Canada and FCC part 15.105(b) for the United States.

Operation is subject to the following two conditions: (1) this device may not cause interference, and (2) this device must accept any interference, including interference that may cause undesired operation of the device.

This device complies with ICES-003 class B. Test data is available from the manufacturer on request.

NOTE: SPECIFICATIONS SUBJECT TO CHANGE WITHOUT NOTICE.

FM Listening System

Architectural / Engineering Specifications

PPA T45 / PPA T45 NET

There shall be two models of the transmitter - one with Ethernet control capability and one without. The transmitter shall be a microprocessor-based unit. It may be configured through the on-screen menu. The model with Ethernet control will also be configurable over an Ethernet (10 base T) network accessible through common web based browsers. It shall have a transmitting range of up to 1000 feet. It shall have 17 wideband channels operating on 72.1–75.9 MHz. It shall be supplied with a top mount 39" whip antenna and external power supply.

Front Panel: The transmitter shall have an OLED screen displaying current settings and menu functions. Channel/frequency selection, audio input source, audio presets (Hearing Assist, Music, Voice and Custom), audio input level, high and low pass filter, compressor gain and RF output power shall be configurable via the menu or web browser. There shall be a 10 segment LED bar graph indicating audio input level and an RF "on air" LED. A 1/4" stereo headphone jack allows monitoring of the transmitted audio.

Rear Panel: The PPA T45 shall be powered by an external 24VDC power supply. It shall have a 75Ω F-connector on the rear for remote antenna applications and an RCA line level output. It shall have analog 1/4"/XLR combo microphone or line level input jack, XLR AES3 and S/PDIF RCA digital input jacks. The model with Ethernet control shall have an RJ-45 Ethernet jack.

The transmitter shall be compatible with all Williams Sound FM wideband 72-76 MHz receivers and have a lifetime limited warranty.

These transmitters shall be the Williams Sound model number FM T45 and FM T45 NET.

PPA R37 Receiver:

The PPA R37 receiver shall be encased in black, PC/ABS impact-resistant plastic with a hinged battery door. The receiver shall be a body-pack style and include a detachable belt-clip for hands-free operation. Receiver shall have a 3.5mm stereo/mono jack to accommodate stereo or mono low impedance earphones, headphones and neckloops. Receiver shall have a combination volume control with power on/off rotary dial. It shall have a green LED indicating battery and system status codes. The PPA R37 shall have access to 17 wideband channels between 72-76MHz. Channel selection shall be made by pushing the seek button inside the battery compartment. Receiver shall have channel-lock capability.

Receiver shall have a slide switch inside the battery compartment to select Alkaline or rechargeable NiMH rechargeable battery operation. It shall have charger contacts on the bottom of the receiver for use with Williams Sound drop-in chargers CHG 3512 and CHG 3502. The PPA R37 shall operate up to 48 hrs with two AA Alkaline batteries (BAT 001), and up to 30 hrs with two AA NiMH rechargeable batteries (BAT 026).

Receiver shall provide a maximum out of 35mW at 16 ohms with an earbud-type earphone. The system's audio frequency response shall be 200Hz to 15kHz \pm 3dB and the signal-to-noise ratio shall be 65dB min. The receiver sensitivity shall be 2 μ V or better at 12dB SINAD with squelch defeated. The PPA R37 shall accept up to \pm 75kHz FM deviation and have a 75 μ s de-emphasis time constant.

The PPA R37 shall have FCC, Industrie Canada approvals and be compliant with RoHS and WEEE regulations. The receiver shall be covered by a Lifetime PLUS Limited Warranty*.

This receiver model shall be the Williams Sound model PPA R37.

Domestic Sales

Williams Sound
10300 Valley View Rd.
Eden Prairie, MN 55344
Ph: 800-328-6190 / 952-943-2252
FAX: 952-943-2174
Email: info@williamssound.com
Web: www.williamssound.com

International Sales

International Sales Department
Williams Sound
10300 Valley View Rd.
Eden Prairie, MN 55344 USA
Phone: +1 952 943 2252
Fax: +1 952 943 2174
Email: info-intl@williamssound.com
Web: www.williamssound.com

